

CATIA

50 QUESTIONS YOU ASKED ABOUT CATIA V5 ON THE 3DEXPERIENCE® CLOUD



Preserve your engineering environment while ensuring collaboration and business continuity

I am an engineer and I want to have access to the 3DEXPERIENCE platform on the cloud, how can I do that without being a student?

Access to public communities, like the "Open COVID-19" community and the marketplace, as demonstrated during the webinar can be obtained by having a [3DEXPERIENCE ID](#). Once you have access you can click on the compass to navigate and discover our full solutions portfolio.

Which type of CATIA V5 can you upload in the 3DEXPERIENCE platform? Are CATProcesses supported?

CATProcesses are supported. For all supported object types and CATIA V5 releases please check the [online documentation](#).

Which releases of CATIA V5 are supported by the 3DEXPERIENCE cloud platform?

The compatibility matrix is available from the [program directory](#).

How can you work from home in CATIA V5, if you do not have CATIA V5 installed on your home PC?

The prerequisite to work with CATIA V5 connected to the 3DEXPERIENCE Cloud is to have a CATIA V5 installed locally, the platform connector integrated, and to have a stable internet connection.

Can we convert an IDEA to project directly in a certain stage? And can we add a kind of checklist between ideation funnel stages?

Indeed, from an idea, you can make a more formal requirement object. The content that was created during the ideation stages can then be reused as input for the requirement. What are the dangers of waiting on the sidelines while others pursue business transformation initiatives?

Can we revise the CAD data from A.1 to A.2 instead of A.1 to B.1?

The standard revision mechanism goes from A.1 to B.1

Will this presentation be available as replay?


Yes! Don't hesitate to [watch the replay](#).

What if I want to send the marked up drawings PDF to suppliers, vendors outside of the 3DEXPERIENCE Cloud? Are there exports for markup PDF tools? Email notifications?

Reviewed slides can be printed from the platform to PDF format. PDF can be shared to external users through 3DDrive. Ideally, your supplier can have a basic access to your cloud platform, so they can get access to the original review information and get notified if any changes occur.

In my understanding, first, we need to install CATIA on our home PC/laptop, is that right? In the case I subscribe to the 3DEXPERIENCE platform, would it be free to install CATIA V5?

Indeed, in order to use CATIA V5 on the 3DEXPERIENCE platform, you would need a CATIA V5 installed on your workstation and a valid license. You can then download the installer files from [our website](#).



I am using CATIA V5 standalone license at the office. How do I use CATIA V5 in my laptop at home which does not have any CATIA V5.

Shall I use the Same License Package? To whom should I contact?

Indeed, you would need to have CATIA code on your laptop and have access to a CATIA V5 license. In the case your company has the CATIA V5 licenses on company network server you either need to have access to this server or you can ask your admin to localize the license temporarily to your workstation. This option is often used when travelling.

Will this presentation be available as replay?

Yes! Don't hesitate to [watch the replay](#). If I locally need to install CATIA V5, shall I use my laptop or do I need to have a workstation with good configuration?

For better performance, you will need a laptop or workstation with the right specifications to be able to run CATIA V5. You can take a look at the list of certified workstations on [our website](#).

Are the mark-ups going to be visible in the web app only, or also in the native app? My understanding is that the current release only allow for mark-ups to be visible on either web or native app (not both) - is that not a limitation of the collaboration capability?

The 3DMarkup tool which was shown in [our webinar](#) is indeed web only. The advantage is that the markups can be made by a non-CATIA V5 user without any CATIA V5 installation. They can however be consulted and modified by both.

If I locally need to install CATIA V5, shall I use my laptop or do I need to have a workstation with good configuration?

The 3DEXPERIENCE platform on the cloud can be useful for anyone involved in the innovation process of a company. The usage can go from leveraging the platform as an informal discussion tool, to delivery based project management and all the way to engineering and simulation. The platform should be seen as an operating system for innovative business that allows to connect all the stakeholders and gives them access to the right and relevant information they need to perform their tasks.

How much is CATIA V5 and the 3DEXPERIENCE platform for students, educators and researchers for personal and educational use?

CATIA V5 and 3DEXPERIENCE platform license costs will depend on the usage. On [our website](#), you can find the list of the business partners we work with. Detailed pricing can be delivered upon request. For students and Academia, we do have dedicated student packs.

Can we use CATIA on the 3DEXPERIENCE Cloud in manufacturing aircraft interior parts?

Yes, as CATIA is the de facto standard in the Aerospace & Defense industry.

Can CATIA V5 be accessed as a thin or rich client?

CATIA V5 only exist as rich client application. The next generation CATIA xApps have been designed to work in a web-based environment (zero installation needed) and are available now. More details can be found on our [dedicated web page](#).

Can CATIA V5 files be recalled in the CATIA Systems Traceability app, and traced to requirements, functions and other elements on the 3DEXPERIENCE platform?

Yes: once you have integrated the CATIA V5 object in the platform, they can be used downstream by other apps such as Systems Tracability.

Is it possible to integrate multiple CATIA V5 Releases (r25, R27 and R29 etc.) simultaneously with 3DEXPERIENCE cloud-based platform? If I launch CATIA V5 from the 3DEXPERIENCE platform, which release of CATIA V5 will get launched?

Yes, it is possible; the [compatibility matrix is online](#), containing all the details on the Release, SP levels and the functionality we provide. As Dassault Systèmes continuously delivers new functionality, the higher the release the more you will get.

The launcher we have installed in the beginning of the presentation, which will make the connection between the cloud dashboard and your local installed rich client apps like CATIA V5, is based upon a registry key. This key holds the info to launch the right level of CATIA V5. You can simply make a batch file that allows you to make a choice between the levels of CATIA V5 to launch.

Is the 3DEXPERIENCE connector “plug and play”? Do we need a specific intergration progress or special setups?

In the begining of the [webinar](#) (starting from 17:42) we explain how to install the integration. It is a pretty straight forward procedure, however minimal configuration is needed.

Can we edit one drawing by multiple users at a time?

CATIA V5 drawing cannot be edited by different users at the same time. However, with the 3DEXPERIENCE platform, there is a possibility to assembly the edits.

Can we also upload innovative ideas using other software platforms?

For the moment, you cannot import ideas from another software. Simple copy paste of text and images to the idea will work fine though.

Is certification from 3DS Outscale available for individual users?

Don't hesitate to visit [3DS Outscale's](#) website for more information.

How can I get the summary of BOM, Weight, Parts count in assembly at level in 3DEXPERIENCE in Assembly Module?

There are different options depending on what information you would need: in 3DEXPERIENCE Assembly Design, we have the “spreadsheet editor” functionality that allows to generate BOM list and export them to Excel. You can also do this using the product stucture editor app (PAU-OC role) or with the release engineer role (XEN-OC), both from the web. In the CATIA 3DEXPERIENCE rich client ,you could use the knowledge reports (TER-OC role).

How to compare the Pre Mod and Post Mod Assembly BOM in CATIA and 3DEXPERIENCE?

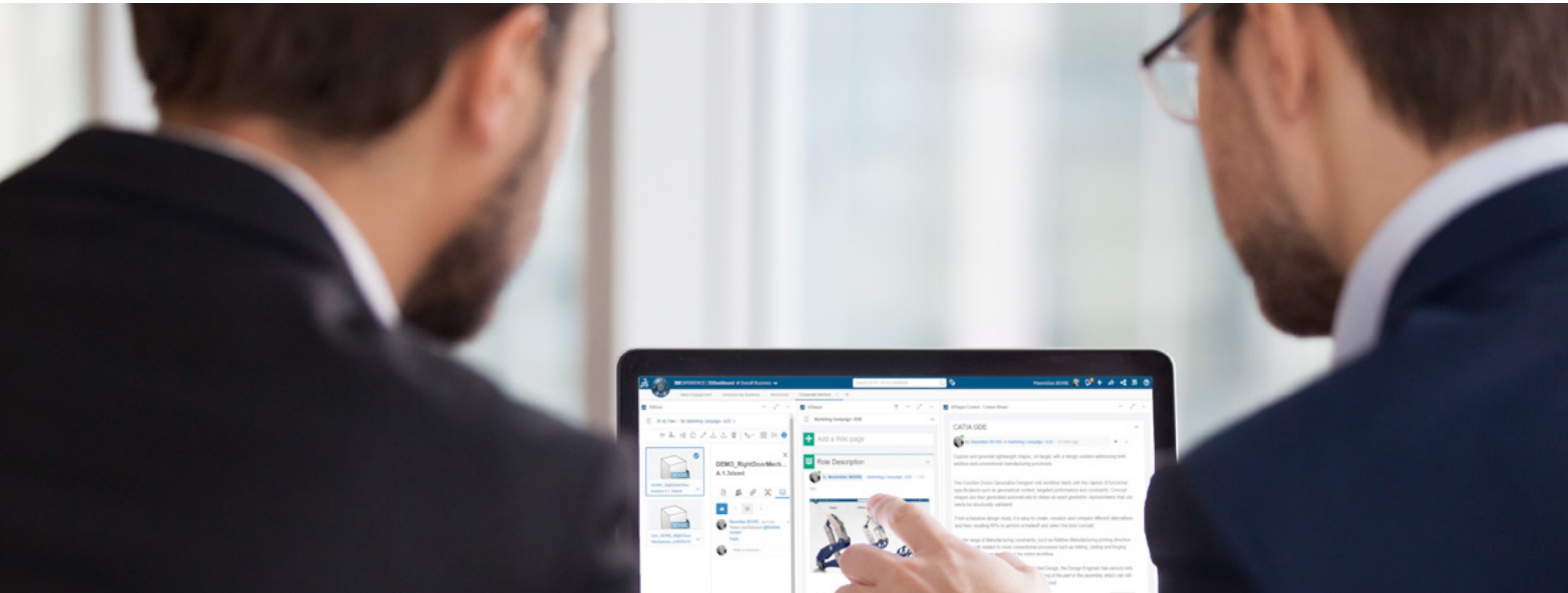
In order to do that, you could use the versioning or branching mechanism and then use the Compare app. This can be done in a web browser and comes with the base roles. It allows to compare the attributes as well as the geometry. Differences will be highlighted in a different color.

Can we create workflows of our choice? And assign users accordingly?

With the standard roles, you will get what we call standalone change actions. These can be assigned to anybody. You can also assign them to user groups. For approval, you can assign to what we call a route: the platform base roles will deliver as well capability to assign delivery based collaborative tasks.

Is the Standard Part catalogue of 3DEXPERIENCE available for free?

Yes indeed, it is freely available: you will need to to have a login or [create a 3DEXPERIENCE ID](#).



Will the Reviewer have to have a separate CATIA License, or can he have access to Compiler CATIA workstation?

The reviewer will only need a compatible web browser, an internet connection and the base roles to get access to the platform (Collaborative Business Innovator (IFW-OC) and Collaborative Industry Innovator CSV-OC).

Does 3D SwYm support any 2D drawing collaboration?

From within SwYm, you do not have access to the native 2D drawings in the platform. However you can view PDF documents, GIFs, Bitmaps, 3D XML, SVG, SMG and many more. Once you have been granted access to a collaborative space (CSV role) you will get access to the drawings. The 3DMarkup tool that was demonstrated on CATIA V5 parts and assemblies, allows to annotate 2D drawings as well.

Can this cloud option be used with the student remote version of CATIA V5? Should this cloud option be added for an extra fee to the standard license?

We have specific student offerings. Check them out [our Students and Academia website](#).

For a customer who already owns CATIA V5 licenses, which software do they need? Only UE5-OC and PCS-OC?

Yes, you would need these roles.

For a remote user, if there is no local CATIA V5 installed in the workstation, is there a way the user can log-in through cloud (web based) and access CATIA and the 3DEXPERIENCE platform to perform his work.

CATIA 3DEXPERIENCE users will need to have the CATIA rich client applications installed on the workstation to be able to perform authoring work. For pure review (product structuring, etc), a web browser will be sufficient. Some of the CATIA apps already run in a web browser, but the scope is limited, compared to CATIA rich client installs that connect to the cloud.

How can we work with different versions of CATIA V5? Is it automatically detected to open the proper version?

you can work with different releases of CATIA V5. It is, however, up to the user to choose the right level when starting CATIA V5.

Can we create a proper file structure into the cloud for the files as we could have in Windows?

Yes: in the 3DEXPERIENCE cloud, we have the bookmark mechanism that allows you to mimic the explore folder structures. You could also work with project folders if you want to govern your work in project mode.

What CAD file formats can 3DEXPERIENCE store on the platform? Just SOLIDWORKS and CATIA file formats, or can it hold Pro-E, Autocad, etc?

On the cloud, we can integrate files from CATIA V5, SOLIDWORKS, Desktop, Creo, Nx Inventor, Autocad, Altium Designer, Microsoft Office, Microsoft Project, Adobe Illustrator and more. For more details on the levels, please visit [our website](#).

How are you connecting your database from CATIA V5 on the cloud?

In order to connect from CATIA V5 to the cloud, you will need to install the integration (UE5-OC role). You can then do what we call background saves to be able to continue to work in CATIA V5. You can of course connect to the cloud at any time, using any of the browser based apps that come with the integration role.

3D assembly in Product Structure Editor ?

The Product Structure Editor app comes with the Product Architect Role (PAU-OC). This allows to not only view but also modify the product structure and even change the 3D position of the components. When it comes to pure viewing of the structure and the 3D information, the Product Structure Explore app will be sufficient. This one comes with the Collaborative Industry Innovator (CSV-OC).

What Release of the 3DEXPERIENCE platform is this running on?

The 3DEXPERIENCE platform on the cloud is now 2021x.

Is there a trial version available for 3DEXPERIENCE?

In order to try the 3DEXPERIENCE platform on the cloud, we have different evaluation options depending on the nature of your company. For details please refer to [our website](#).

We have customers using XCAD with on premise 3DEXPERIENCE installations. How do we move a customer from using XCAD to use PowerBy? They do not really want to start again.

For the moment, our advice is to migrate legacy XCAD integration to on-premise. We have some tools (EDAT) to support on premise deployment of the 3DEXPERIENCE. More details can be found on [our website](#).

What are licenses and roles used in this webinar?

The base roles used were IFW-OC and CSV-OC. CATIA V5 integration role is UE5-OC, 3D Product Architect role (PAU-OC, optional) and Visual Experience Designer for the visuals (CSX-OC).

Is it possible to use Concept Explorer in this scenario (with CATIA V5)?

As it would be great to see Concept Explorer instead of Revision in early concept phase.

Unfortunately, for CATIA V5 data uploaded on the cloud, we do not offer Concept Explorer capabilities. We only have this for CATIA 3DEXPERIENCE. However, besides Revisions, you can also make branches that allow you to make alternative studies. If a branch appears to be the right solution, it can be transformed in a revision of the original design.

What will I miss if I continue to stay on CATIA V5, and I don't want to switch to CATIA V6? Will this scenario come with heavy customization on CATIA V5?

If you move to CATIA 3DEXPERIENCE, most of the newly developed features and functions will be there. CATIA V5 is great and indeed one of its strengths is the automation capabilities. However, it remains a file based application. CATIA 3DEXPERIENCE, on the other hand, is fully data driven. This allows a better granularity when it comes to data management, like for example concurrent engineering, model based engineering, etc. The CATIA V5 integrations (UE5-OC) allows to make the move to full data driven easier and more smoothly. The power of CATIA 3DEXPERIENCE and the CATIA V5 integration sits in the platform approach.

Would it be possible to become a member of COVID-19 group in SwYm, to see what is going on and possibly contribute if allowed?

Yes, it is possible: you would need to make a 3DEXPERIENCE ID and join the [COVID-19 Open Community](#).

Is the 3DEXPERIENCE platform accessible through mobile phones?

Indeed, we offer dedicated applications to use the platform on your smartphone or tablet.

Will the 3DEXPERIENCE platform replace the local licensing server?

For the CATIA Cloud connection, the licenses will be managed for you directly on the cloud. For the CATIA V5 licenses you still need to have your local license server. In the future, we will also provide a free service to manage these for you.

Are all widgets standard in the 3DEXPERIENCE Cloud platform? Are there optional widgets/marketplace?


The widgets that we used during the demo come from the basic roles: IFW-OC and CSV-OC, and the integration role: UE5-OC. For an overview of all the roles, apps and widgets, don't hesitate to visit [our website](#).

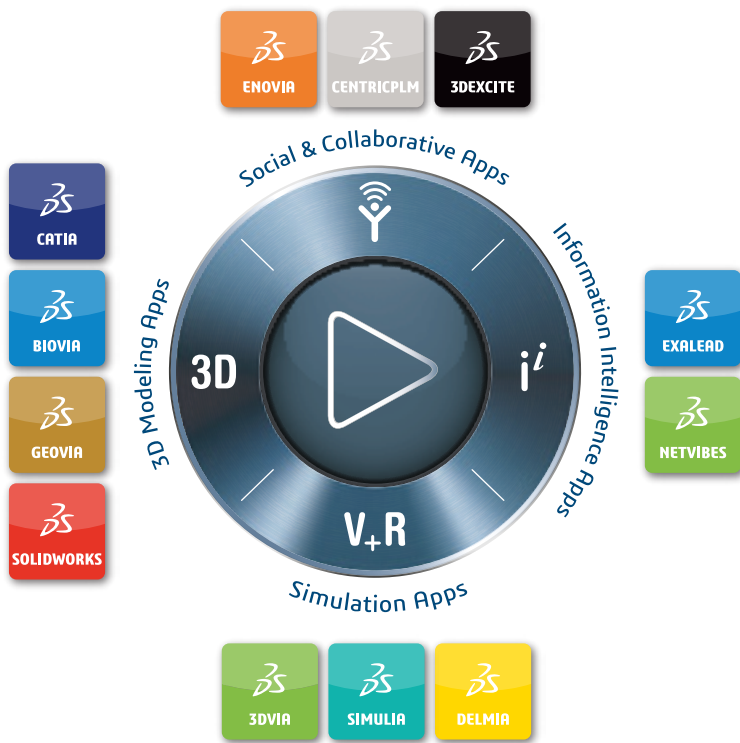
Does the 3DEXPERIENCE platform allow for data transfer and control, from V5 as master to V6 and vice-versa?

Unfortunately, this feature is not available yet. We are thinking of developing a "Make revision of" function to transfer the control to CATIA 3DEXPERIENCE.

How would this scenario work if I have CATIA V5 and old version of ENOVIA, e.g Designer Central?

Unfortunately, ENOVIA Designer Central is not cloud compatible. The way to integrate CATIA V5 to the 3DEXPERIENCE Cloud is to use cloud specific roles: Collaborative Business and Industry Innovator (PCS-OC) + Collaborative Designer for CATIA V5 (UE5-OC)..





Our 3DEXPERIENCE® platform powers our brand applications, serving 11 industries, and provides a rich portfolio of industry solution experiences.

Dassault Systèmes, the 3DEXPERIENCE® Company, provides business and people with virtual universes to imagine sustainable innovations. Its world-leading solutions transform the way products are designed, produced, and supported. Dassault Systèmes' collaborative solutions foster social innovation, expanding possibilities for the virtual world to improve the real world. The group brings value to over 250,000 customers of all sizes in all industries in more than 140 countries. For more information, visit www.3ds.com.

Europe/Middle East/Africa

Dassault Systèmes
10, rue Marcel Dassault
CS 40501
78946 Vélizy-Villacoublay Cedex
France

Asia-Pacific

Dassault Systèmes K.K.
ThinkPark Tower
2-1-1 Osaki, Shinagawa-ku,
Tokyo 141-6020
Japan

Americas

Dassault Systèmes
175 Wyman Street
Waltham, Massachusetts
02451-1223
USA